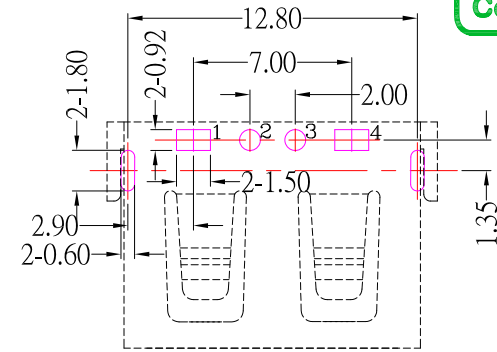
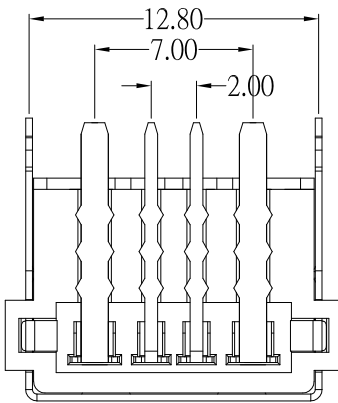
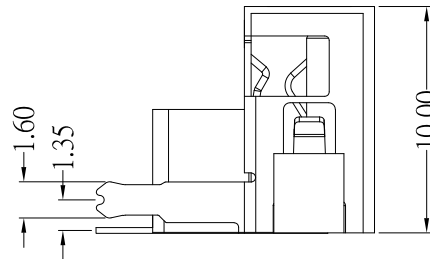
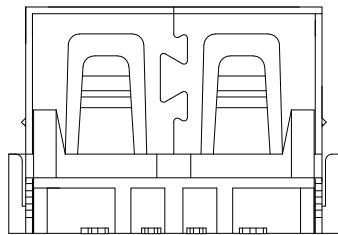


SECTION A-A



P.C.B LAYOUT MOUNTING PATTERN



SUA-110H58I-x-S236

COLOR :

Black: B

White : W

SPECIFICATIONS

Electrical:

- 1.Rating: 5.0A , 30V DC
- 2.Contact Resistance: 30 mΩ Max
- 3.Dielectric Withstanding Voltage: 500 V AC
- 4.Insulation Resistance: 1000 MΩ Min

Mechanical:

- 1.Connector Mate and Unmate Force
 - 1.1 Mate force: 35 N (Max)
 - 1.2 Unmate force: 10N (Min)

Material:

- 1.Housing: PBT
- 2.Contact: Brass
- 3.Shell: SPCC

Finish:

- 1.Contact: Plated Gold in Mating Area ;
Tin Plated on Solder Balls ;
Nickel under plated overall
- 2.Shell: Nickel under Plated surface layer

4	更新PCB LAYOUT	Jack	091024
3	新增尺寸	Jack	102721
2	新增尺寸	Jack	011521
1	新增PCB LAYOUT尺寸及新增顏色選項	Jack	011421
ITEM NO.	DESCRIPTION	DRAWN	DATE



TOLERANCE UNLESS OTHERWISE STATED :

Up to 5 ±0.2
Above 5 ~ 15 ±0.3
Above 15 ~ 30 ±0.4
Above 30 ~ 50 ±0.5
Angle ±0.3°

3RD. ANGEL'S



UNITS

MM

DRAWN BY:	DATE	MATL	TITLE	CONNECTOR
Jack Lu	09/10/24			
CHECKED BY:	DATE	FINISH	MODLE	USB AF 短體10.0 無捲邊 後2腳 加高H9.8mm 端子腳加寬
Jacky Chen	09/10/24			
APPROVED BY:	DATE	SCALE	DWG NO.	SUA-110H58I-x-S236
Tony Kao	09/10/24	1 : 1		
SHEET NO.	1 of 1	PART NO.	SUA-110H58I-x-S236	
				SIZE A4
				VER R2